



The
OUTCROPPING
Collection

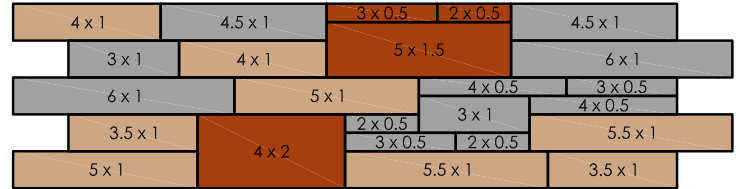
ROSETTA THE LOOK AND FEEL OF NATURE



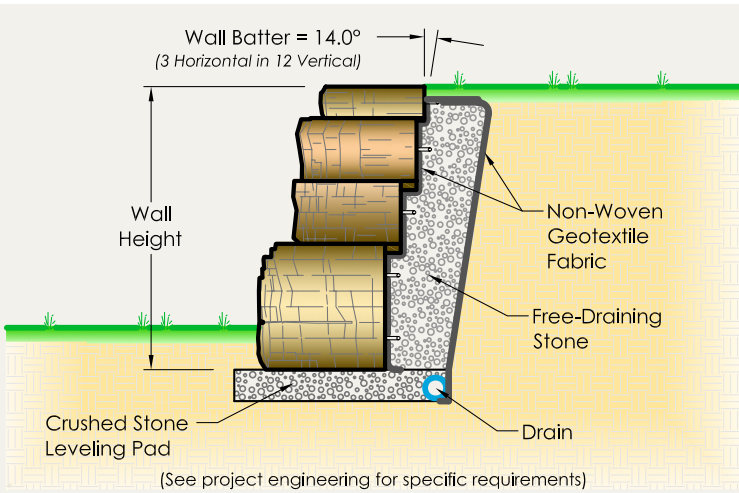
FEATURES

- **Beautiful** weathered stone textures.
- Consistent dimensions = **fast installation.**
- Quality materials = **long term durability.**
- **Engineered, interlocking** units suitable for any application.
- Multiple **natural color blends.**

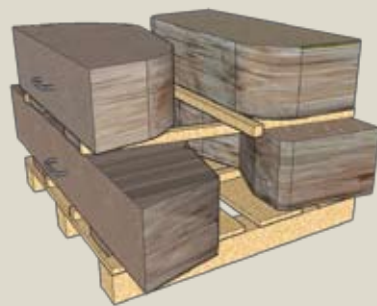
Pre-drawn patterns and custom layout software save time in estimating and installation.



Download at www.discoverrosetta.com




Rosetta is a fully engineered system, capable of performing in any structural application. For details, specifications, and over 200 pre-drawn cross-sections please visit www.discoverrosetta.com/engineering



Sample Pallet

Pallet A: 18s.f. , 4,000 lbs



Pallet B: 18s.f. , 4,000 lbs



Pallet C: 18s.f. , 4,000 lbs

